



Web Site: [www.lswoodguild.com](http://www.lswoodguild.com)

Email: [lswoodguild@comcast.net](mailto:lswoodguild@comcast.net)

October 2008

Volume 16, Issue 10

# Lee's Summit Woodworkers' Guild, Inc.



## President's Corner By Mel Bryan

People in that area may have to drive several hundred miles to shop for various hardwoods.

Contemplating this situation, I began to reflect on my experience while in South Africa. I was fairly new to wood collecting in any formal sense and a relatively new member of the *International Wood Collectors Society*;

me directions on how to get there. The next day I ventured out and found the business he had told me about. As I drove up to it I nearly overlooked it, not believing what I saw. As you can see in the picture, it wasn't exactly the Home Depot, Lowe's, Schutte, Liberty Hardwoods or Metro Hardwoods we have. I'd say it was somewhat more primitive looking than any one-man sawmill operation

"Have woodworking, will travel." That phrase came to me a few weeks ago when I was in Colorado visiting my brother. (That's why I wasn't at the last meeting.) I've seen about all the sights and visited the points of interest in his area (that being the Grand Junction area), and due to his



health we just pretty much spent the week in his shop. His shop is a mechanic and metal working shop so I took my own mini-lathe and various woods and spent some dedicated time doing some turning while visiting. Aware from past experience in that area and from internet research, I knew I needed to supply my own wood if I wanted to make use of the time I had. This makes me think that we sometimes take for granted our hardwood availability locally. (Thanks to Jeff and Metro Hardwoods for making that better.)

however, I was excited about finding "international or exotic wood" on my own. We were in the Knysna and Tsitsikamma forest area on the southern cape along the Indian Ocean, and while visiting a local mall we discovered that they were having a crafts festival. At this craft show a fellow was demonstrating woodturning. I was thrilled, and struck up a conversation with him asking about the woods he was using in his turning and where he got them. He told me of a local lumber yard in a neighboring town and gave

around here. The building on the left was the workshop where they did some custom work. As you can see it was basically completely open

*(Continued on page 2)*

### NEXT MEETING

Tues, October 14, 2008 7:00pm  
**Lee's Summit Christian Church**  
800 N.E. Tudor Road  
Lee's Summit, MO 64086

### President

Mel Bryan (816) 524-7767  
[mrsebryan@planetkc.com](mailto:mrsebryan@planetkc.com)

### Vice Pres.

Greg Hull (816) 246-4738  
[ghull2000@yahoo.com](mailto:ghull2000@yahoo.com)

### Treasurer

Linus Goth (816) 966-8114

### Secretary

Bill Akers (816) 524-4237  
[wakers4@kc.rr.com](mailto:wakers4@kc.rr.com)

### Board Members

Charles Honeywell  
(816) 478-8332  
[choneywell1@att.net](mailto:choneywell1@att.net)

Buddy Epperson  
[imbudep0242@sbcglobal.net](mailto:imbudep0242@sbcglobal.net)

Eddie Mynatt (816) 373-4274  
[mynatts@comcast.net](mailto:mynatts@comcast.net)

### Circulation & Membership

#### Chairman

Roy Hackemeyer (816) 524-9416  
[roy@hackemeyer.com](mailto:roy@hackemeyer.com)

#### Editor

Kevin Newman (816) 537-5834  
[mknawsawdust@comcast.net](mailto:mknawsawdust@comcast.net)

### In This Issue:

- Presidents Corner
- Member Profile-Larry McFerrin
- Shop Tour
- Logo Contest Results

## October Program



Dan Bashaw, the President of Overland Tool is our presenter this month. He is coming to speak about dust collection and safety in the shop. It should be a good program. For those who may not be familiar with Overland Tool, they have two locations in the Metro area. One is in Lenexa and the other in North Kansas

City. The Lenexa location also contains a Rockler store. Overland Tool sells

equipment to a wide customer base ranging from home craftsmen to large commercial applications. Dan should have a lot of information to share. ☺

<http://www.overlandtool.com/aboutus/index.asp>

Greg Hull

## New Members

Congratulations and welcome to these first time new members of the Lee's Summit Woodworker's guild. We're glad to have you aboard. ☺

**Jerry Green-Lee's  
Summit**

## Presidents Corner Continued

*(Continued from page 1)*

with no way to close it up. The siding was the outer slabs of logs, some still with the bark attached. The tools inside consisted of a table saw, band saw, jointer and possibly a planer and were all chained and locked to the center support posts so they wouldn't walk away. The owner let one of his people help me, for a few minutes, dig through their 'scrap' shed which was to the right of the picture and to the rear. I couldn't tell what wood was what, but I did come away with a pretty nice piece of stinkwood. They took it to the shop and cut it in half so I could get it in my suitcase. I was totally intrigued by the operation and the aspect of the fascinating woods, that I wanted to hang around and observe, however, I was sort of made to feel like I should leave and besides, I needed to return and protect my interest by meeting my wife and daughter who were shopping

in town.

I guess the morale of this story is; "the wood is where you find it." Whether it be a treasure of lumber in an old barn somewhere, an individual sawmill, or commercial lumber yard it's the object of our craft.

On matters relating to the guild, I want to first thank Jay Helland for conducting his Saturday Workshop session on cutting segmented bowl segments. I'm sure all those that attended learned a lot and came away with the parts to make a bowl. "Thanks, Jay" for a job well done. Anyone else that would like to share their knowledge and skill are certainly welcome to. That's how the guild works. If you want to set up something just give one of the officers or myself a call or corner us at a meeting and we'll be glad to help and let people know.

Coming up in November is our second annual auction, so check out the article about it here in the newsletter. Also, in November we will have officer elections which are likewise mentioned elsewhere in the newsletter. Then it's not too early to start getting ready for our December party meeting. If anyone would like to volunteer to help, please do so by calling me or some other officer. I think everyone enjoyed last year's party and it was successful because of the people that made the preparations.

Don't forget to bring your show and tell items to the meeting and you will be eligible for the show and tell drawing which will be a \$20 gift certificate to Metro Hardwoods.

Keep working that wood and work it safely. ☺

Mel Bryan  
President



## Out of the Workshop-Guild Member Profile Of Dave Peterson

Although guild member Dave Peterson doesn't consider himself an advanced woodworker he enjoys what woodworking he is able to do and also enjoys being a part of our guild. Dave has been a member since about 2000 and has already learned a good deal from other members and the various activities through the guild. Dave's introduction to woodworking began in the 8<sup>th</sup> grade to a small degree, but on a more serious level in high school Industrial Arts. There, Dave's first project was to build a table complete with turned legs and spindles which was his first encounter with the wood lathe and many of the other woodworking tools. His effort on that first project won a blue ribbon and his instructor encouraged him to enter it into a contest at CMSU. Good job, Dave! Dave's place of residence during that time was in the Hickman Mills, Mo. area.

At the time Dave was born, his parents lived in Sunflower, Kansas and Dave was born in Kansas City. Dave's father was career Air Force. He died when Dave was four years old. Dave's mother remarried another career Air Force man and they lived in the Philippines for two years at Clark Air Force Base in 1959 before settling in the Hickman



**Guild Member, Dave Peterson**

Mills area. Beyond high school, Dave attended Longview College and got a Business Management Associates Degree.

Dave started working for AT&T in 1966 as a Machinist's Apprentice until 1969 then began working in the Machine Construction and Maintenance Department where he performed machine maintenance all throughout the plant. Dave was forced to retire when the plant was closed in 1996 but he continued in basically the same job four more years working for Fab Tech. At this time he began buying some woodworking machines and began bringing out of retirement his woodworking which had been put on hold.

Dave was drawn to the guild by his association and friendship with Jerry Ray (a guild member) with whom he worked at AT&T. Dave says that what he enjoys about the guild is seeing what is possible and the inspiration he gets from what others share. As for "why" Dave does woodworking, he says; "he just enjoys it" plus he is not a TV person. However, right now, Dave hasn't been able to do much of any woodworking because they are in the process of moving and selling their old house and his shop is still pretty much in the planning and transition phase so not all of his tools are in place yet.

When I asked if he had a mentor, Dave said that Bill Evans (another guild

member) has mentored him. They have known each other since 1970 and used to hunt and fish together a lot and Dave has helped Bill work on the Kansas City Woodworkers' Guild projects. At this point Dave doesn't feel that he has enough experience to be able to mentor anyone else, but his advice to beginning woodworkers is to "get a mentor" to help you see the possibilities and feed your inspiration.


Dave's favorite power tools would probably be the drum sander and compound miter saw and solid birch is his wood of choice. Although he would like to eventually have an HVLP spray system, he uses water based polycrylic® finishes applied by brushing. His favorite project thus far is a bed headboard made of solid oak, and when making some drawers that were a little out of square, correcting them presented a challenge.

Thanks, Dave, for allowing us to get to know you better and I'm sure you will continue to improve your woodworking skills in the coming time forward.

All of us in the guild are at different levels of experience and skill and that is why we exist; to help each other and to "further the craft". ☺

Mel Bryan

## Fall Shop Tour-November 8, 2008



A shop tour has been scheduled for Saturday, November 8th from 9a.m. to 1pm. This is the Saturday right before the November meeting (not after).

We have three volunteers that have stepped forward and are willing to open the doors to their shop for a tour. Maps to the individual shops are included on the following pages.

Bill Akers will open the C.H.A.R.M. shop. Jack Cleveland and Jay Helland will open their

shops.

C.H.A.R.M. is an acronym for Children Helped And Rehabilitation Motivated. Telephone Pioneers of America (a service organization) volunteers make therapy devices for use by children with special needs. They have a complete woodworking shop and paint shop. The shop produces items which are distributed to schools and hospitals mainly in Missouri, Kansas, and Arkansas. Although the large majority of items are ordered from the CHARM

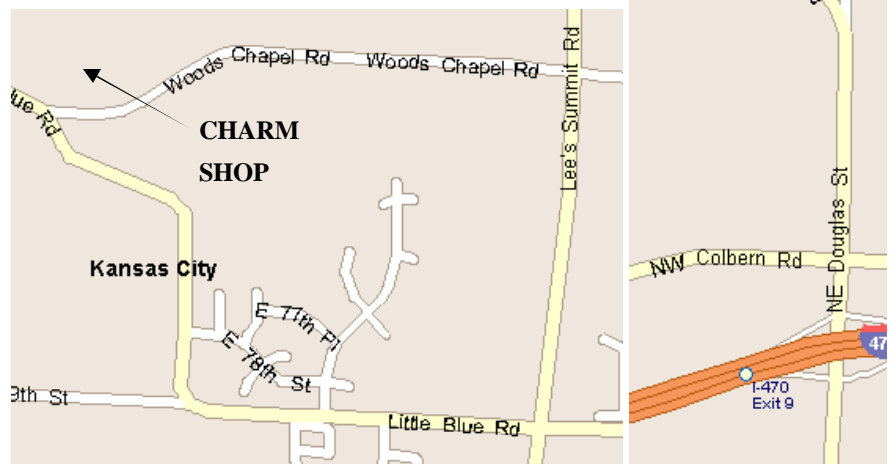
catalog, but they also do some design and construction of special projects.

The shop tour is a great way to learn from fellow woodworker's. You can see what tools they use, dust collection design, air filtration, and get ideas about how to improve or design your own shop. It's also a great time of socialization with the opportunity in getting to know some of your fellow woodworkers. ☺

## Directions to the C.H.A.R.M. Shop

Take Hwy 470 to the Douglas Street Exit. Turn left (North) at the stop light. Go north about 6 tenths of a mile. Bear left onto NW Lee's Summit Rd. Continue north on Lee's Summit Rd for an additional 2 miles until you come to Woods Chapel Rd. Turn left (West) on Woods Chapel Rd for about 7 tenths of a mile until you come to the "Seasons Care Center" sign. Turn right (North) at the sign

and go up over the hill. Veer to the left side of the building and go to rear of building. Look for signs. The address is 15600 Woods Chapel Rd. For Questions, call Bill Akers at (816) 524-4237. ☺





## Directions To Jay Helland's Shop

From Hwy 291 and Tudor Road (where the church is), proceed west on Tudor Road for approximately 1/4 of a mile to NE Independence Ave. Turn right (north) on Independence Ave. Go north on Independence Ave approximately 1/4 of a mile to Thames Drive. Turn Left (West). Go another 1/4 of a mile to Florence Ave. Jays House is right on the corner of Thames Ave and Florence Ave. The House faces Florence Ave, but the

shop is a basement shop and faces Thames Ave. It is accessible from Thames. You can park on Florence and walk around to the north side of the house to get to the shop or you can park on Thames Ave.

Jays Address is:

1327 NE Florence St

Lees Summit, MO

Phone: 816-525-7193 ☺



Jay Hellands House



Jay Helland's House

## Directions To Jack Cleveland's Shop



Jack's shop is located off 58 hwy in Raymore. Hwy 58 is accessible from Hwy 291 or 71 hwy. Most likely, if you are visiting one of the other shops first, you will want to take hwy 291 south out of Lees Summit to 58 hwy then turn right (West) onto 58 hwy. Proceed West on 58 hwy for

approximately 5 miles following the curves through Raymore until you come to Park Drive. Turn Right (North) on Park drive and arrive at Jacks House.


Jack's House

413 N Park Dr, Raymore, MO ...  
413 N Park Dr  
Raymore, MO 64083

Jack's Address is:  
413 N. Park Dr.  
Raymore, MO  
Phone: 816-322-2323 ☺



## Officers



Election of Guild officers will take place at the November meeting. We have two vacancies to fill. The President and the Vice President. All other officers have agreed to serve another year. If you are interested in getting more involved with the guild, this is an excellent opportunity.

We are also looking for recommendations. Maybe you know someone that you think would make a good

officer?

As President, you would be responsible for conducting guild meetings, organizing guild activities, write an article for the newsletter, and be a primary contact for the guild. This role does have some responsibility, but is relatively easy to do.

The Vice President's primary responsibility is to provide programs for our monthly meetings. The Vice President is also responsible for filling in on

the President's responsibilities in the event the President is unable to attend the meeting.

**Please consider serving as a guild officer. These volunteer positions are critical to the success of the guild. Without officers, the guild would not be able to function and would cease to exist. Get involved and keep the guild alive. It's up to YOU!**

Please see or call Mel Bryan. (816) 524-7767 ☺



## December Meeting



We will not be having the typical guild meeting in December and there will not be a newsletter. We will however be having some sort of social get together like we did last year.

The guild will be providing the snacks and refreshments, but we need volunteers to help with the setup and cleanup. If you would be interested in setup/cleanup please contact Connie

Mowrey at (816) 356-6757. More details will be published in the November newsletter. ☺

### METRO HARDWOODS October SPECIALS

CUMARU 25/32" S2S SLR -WAS \$6.47 PER BD FT NOW \$5.17 PER BD FT  
 JATOBA 25/32" S2S SLR - WAS \$6.99 PER BD FT NOW \$5.59 PER BD FT  
 COCOBOLO 1" ROUGH -WAS \$21.00 PER BD FT NOW \$13.99 PER BD FT  
 WILLOW 25/32" S2S SLR -WAS \$2.73 PER BD FT NOW \$2.29 PER BD FT  
 RED OAK #1 COMMON 25/32" S2S SLR-WAS \$1.89 PER BD FT NOW \$1.49 BD FT  
 BIRCH #1 COMMON 25/32" S2SSLR NOW \$1.89 BD FT  
 4/4 POPLAR F1F 25/32" S2SSLR NOW \$1.81 BD FT  
 5X5-1/2" BALTIC BIRCH PLYWOOD NOW \$21.40 SHEET  
 MISC TURNING BLOCKS BOX ELDER, QUILTED MAPLE, OAK ELM,  
 AND A BIG MISC ASSORTMENT  
**\$16.49 BD FT.**

Metro Hardwoods, Inc. has an extensive selection of domestic and exotic hardwoods in stock. Everything from Alder, Ash, Andiroba and Anigre to Walnut, Willow, Wenge, Yellowheart and Zebrawood, with everything in between.

#### STORE HOURS

Weekdays 9:30am to 6:30pm  
 Saturday 9:00am TO 4:00pm  
 4452 SOUTH NOLAND ROAD  
 INDEPENDENCE, MO 64055  
 NOLAND SOUTH SHOPPING CENTER  
 816-373-1710

## Secretaries Notes For September 9, 2008



### Secretaries Notes

Vice President Greg Hull called the meeting to order at 7:00 p.m. General statements made by the Vice President were:

**GUILD DUES** - For the remainder of 2008 dues are \$7.00 and are being collected.

**TOY PROJECT** -Supporting our raffle gives you a chance to add to your collection of needed supplies and tools and also a way of giving back to the community through your charitable donation. Thanks to those that are supporting this project.

**SHOP TOURS** – Get ready for our shop tours on NOVEMBER 8 – check out the map for times and location.

**BUS TRIP** – We are still looking for that great place to visit – anyone have an idea that would appeal to us woodworkers?

**ANNUAL AUCTION-** November 11 meeting is the scheduled date for the AUCTION. The methods and processes for doing such a program are still in the making. Any suggestions would be appreciated and it is hoped that something can be put together – more later.

**SATURDAY WORKSHOPS** – Jay Helland will be the mentor for the segmented bowl workshop on September 20.

**OFFICERS** – Installation will be at our November meeting. Do we have all volunteers on the ballot?

**MEETING NOTICES** – During bad weather tune to CHANNEL 41 for any cancellation of the GUILD meeting.

**GUEST/VISITORS** - Welcome and please sign the registry (this gets you a copy of the newsletter for the next two months). Attendance was 62.

### SHOW AND TELL—

1. Jay Helland displayed what is known as a MODERN CLOCK.
2. Jerry Ray displayed another of his TRAIN projects in the form of a PASSENGER CAR
3. Joe Vance had a nice TURNED PEN.
4. Jay Hansen showed off a JEWELRY BOX made from VARIOUS SCRAP PIECES.

5. Dan Blackman displayed a PLAQUE (20 year memory) and a PICTURE FRAME (home-sweet-home) made with the CARTWRIGHT.
6. Kevin Newman had SEGMENTED TURNED BOWLS #20 & 21.
7. Gary Barth had a REPLICA WALNUT TABLE.

Thanks to those that participated and hope we did not overlook some members project. Also, remember that you are entered in a drawing if you participate in Show an Tell.

**PROGRAM**—Vice President Greg gave great praise to our speaker (none other than himself) as he introduced the program. Tonight we will be given an opportunity to revisit a class that Greg took from MICHAEL FORTUNE. This class was about bending and forming of wood to create various furniture pieces. This bending process was also somewhat MIND BENDING and interesting to see what someone with talent can do to a piece of wood. THANKS to Greg for presenting this program and don't forget to help Vice President Greg Hull by keeping a lookout for anything that would be of interest to our members.

**COOKIES:** Thanks to the guild for providing the cookies.

### NEXT MEETING—October 15, 2008.

Vice President Greg Hull closed the meeting at 9:00 p.m.

Respectfully Submitted,  
Bill Akers ☺

### Guild Member Discounts

Paxton 10% on all items.  
(816) 483-0659

### Skates

10% on products and 20%  
on books. (816)  
421-4158

Merit Industries - 15 to 25%  
on all items.

Woodline Arizona or  
[www.woodline.com](http://www.woodline.com)—10%  
off. (800) 472-6950

Klingspor— 10% off non-  
powered items.  
(800) 645-5555

### Woodcraft Supply

10% off-Excludes all power  
tools. Must show membership  
card.

### Woodsmith Store

10% off, Excludes all power  
tools. Buyer must show guild  
membership card. (800) 835-  
5084

### Valuemax Tools

10% off Catalog Prices  
[www.bluerouterbits.com](http://www.bluerouterbits.com) or  
Call (800) 782-8083

### Hartville Tool

20% off 1st year.  
15% off subsequent years

### Metro Hardwoods

10% Off. Must show card.  
(816) 373-1710



LEE'S SUMMIT  
WOODWORKERS' GUILD,  
INC.

1611 NE Oak Tree Dr.  
Lee's Summit, MO 64086



### Mission Statement

The Lee's Summit Woodworkers' Guild will strive to promote the exchange of woodworking information and further the craft.

### WE'RE ON THE WEB

Web Site: [www.lswoodguild.com](http://www.lswoodguild.com)

## Second Annual Auction



Last year was our first auction and it seemed to be an enjoyable, beneficial experience for most members. We will be having our second annual auction at our November meeting. This year the items for sale will be from you, our own members and the list is shown below. If you have something you would like to donate or sell on commission, feel free to bring it to the meeting. As you arrive, please check in with Kevin so an item

number can be assigned to each item so that the sale and bookkeeping will run smoothly.

The bidding will again be in whole dollar amounts and payment may be made by cash or check before you take the item with you. One thing that was mentioned from last year's auction was that several people were not familiar with professional auctioneers and therefore had difficulty following the bidding. We will have a non-professional auctioneer call the auction. The proceeds from the auction will go

into the general fund.

So, dip into your woodworking allowance and bring your money or checkbook and be prepared to have a good time at the November meeting. ☺



## Raffle—Triple Pack

This month's raffle is a triple pack of prizes. You will have one of three nice prizes to choose from.

The first item is a cordless Skil Power wrench model 2372-01. The power wrench has a 400lbs of torque and can be used with any 1/4

socket. Item Includes a lithium Ion rechargeable battery, charging stand, and 17 piece socket and accessory bit set.

The second item is a Black & Decker 9.6v cordless drill/driver kit model PS3350K. Features a keyless

chuck, variable speed reversing, six position clutch. Package comes with charger, battery, and carrying case.

The third item is a pair of Jet 31" bar clamps. These clamps are similar to the Bessey clamps. A pair of these clamps is about a \$100 value. Thanks to

Charlie Wilson at Woodcraft for this generous donation.

Raffle tickets can be purchased at the meeting for \$2.00 each or 3 for \$5.00.

All proceeds will be used to benefit our charity fund and the Toys for Tots program. ☺

